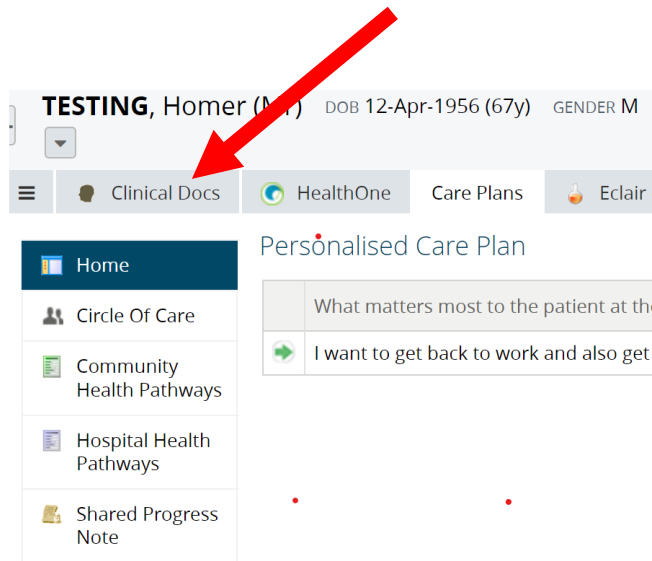
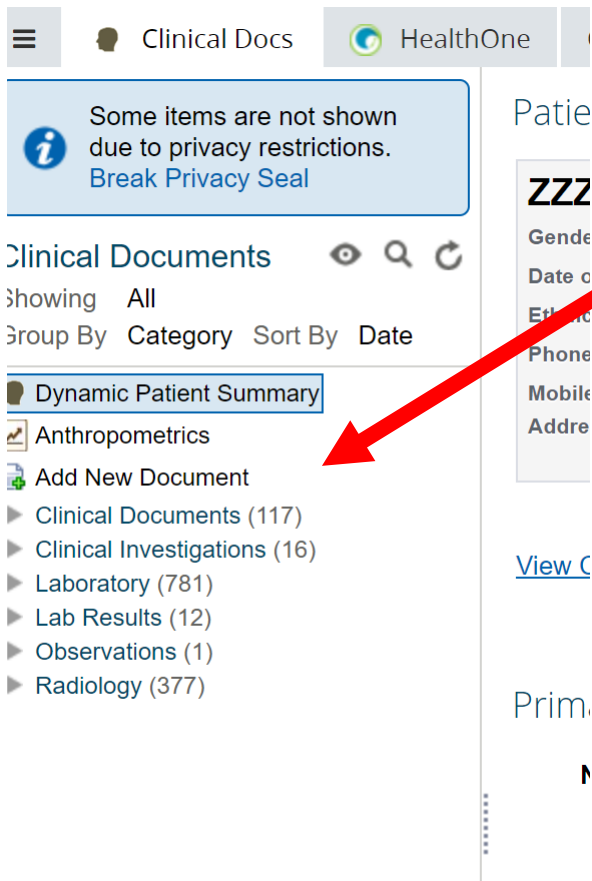


Guide to Acute Care Plans



To find the Acute Plan, log into HealthOne using the patient NHI number. Click “clinical docs” as shown above.

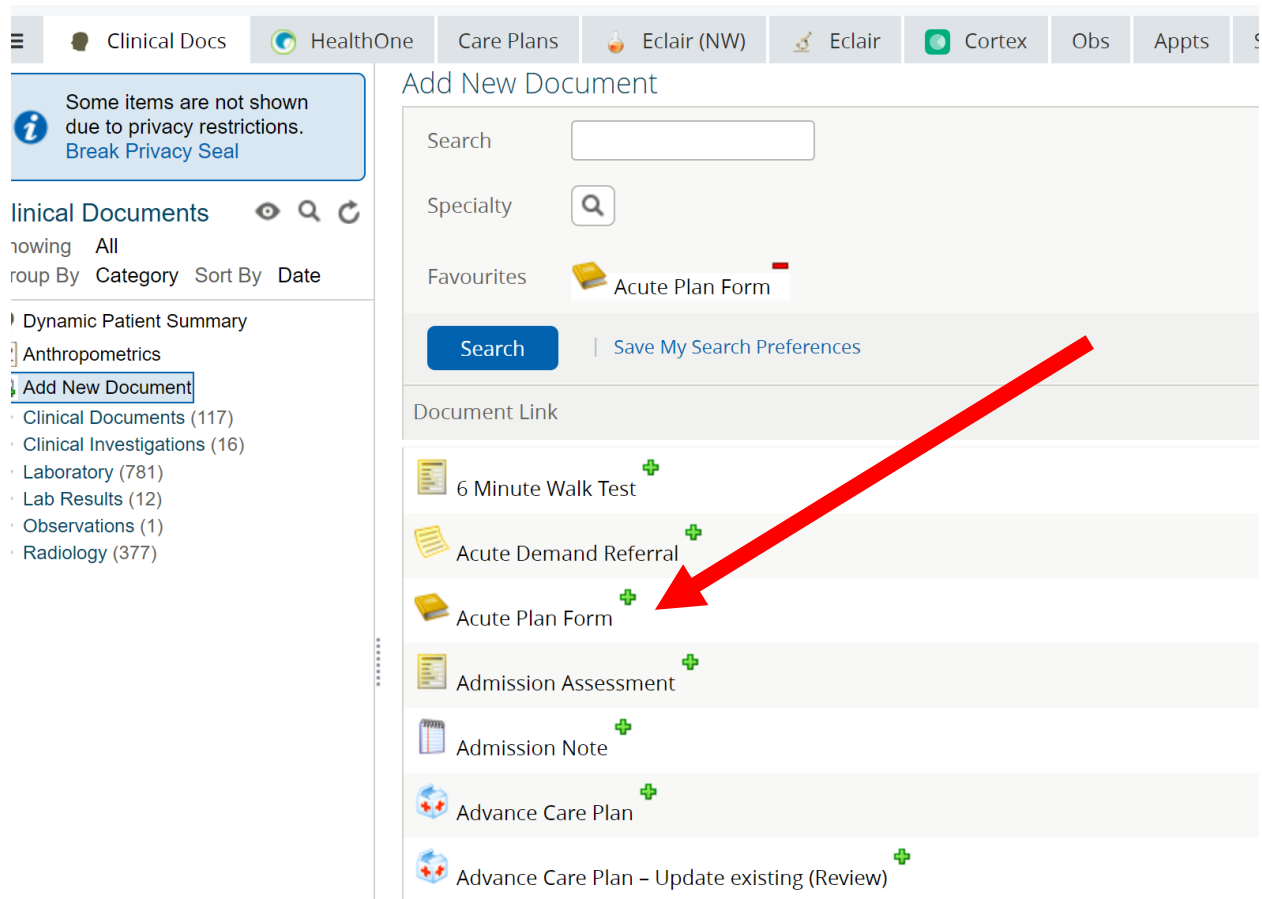
Guide to Acute Care Plans






The screenshot shows the 'Clinical Docs' section of the HealthOne interface. At the top, there is a notification box stating 'Some items are not shown due to privacy restrictions. Break Privacy Seal'. Below this, the 'Clinical Documents' section is visible, showing a list of document types. A red arrow points to the 'Add New Document' option, which is highlighted with a blue border. The list includes: Dynamic Patient Summary, Anthropometrics, Add New Document, Clinical Documents (117), Clinical Investigations (16), Laboratory (781), Lab Results (12), Observations (1), and Radiology (377). To the right of the document list, there is a patient profile card for 'Patie' with fields for Gender, Date of Birth, Ethnicity, Phone, Mobile, and Address. Below the patient card, there is a 'View C' link and the text 'Prim.'.

Then click "Add new document" as shown above

Guide to Acute Care Plans



Some items are not shown due to privacy restrictions. [Break Privacy Seal](#)

Clinical Documents   

Showing: All


Group By: [Category](#) Sort By: [Date](#)

- Dynamic Patient Summary
- Anthropometrics
- Add New Document**
- Clinical Documents (117)
- Clinical Investigations (16)
- Laboratory (781)
- Lab Results (12)
- Observations (1)
- Radiology (377)

Add New Document















Search:

Specialty:

Favourites:  Acute Plan Form

[Search](#) | [Save My Search Preferences](#)

Document Link

-  6 Minute Walk Test 
-  Acute Demand Referral 
-  Acute Plan Form 
-  Admission Assessment 
-  Admission Note 
-  Advance Care Plan 
-  Advance Care Plan - Update existing (Review) 

Then select "Acute plan form" from the selection of care plans available. (As shown above)

Special Requirements / Disability / Frailty

Additional Clinical Information
Enter any relevant long-term conditions or current problems

Problem List and Medical History
Do not include details of ongoing medication as this is not the single source of truth, please use Health One tab for up to date prescribing and di

severe COPD

Normal Observations and Functions
Document normal weight, BP, exercise tolerance, frailty, cognitive function, tetanus / other immunisation status as appropriate.

Patient Specific Information

Patient Action Plan When Unwell
Enter the agreed plan you have created with the patient for their symptoms during an exacerbation.

patient has been given a blue card action plan

An example of where to write where the patient has an action plan for COPD (as shown above).